



GREENWOOD PUBLIC SCHOOL
SECTOR-9, GURGAON
Practice Sheet for Art and Craft (Apr- May'16)

(2016-17)

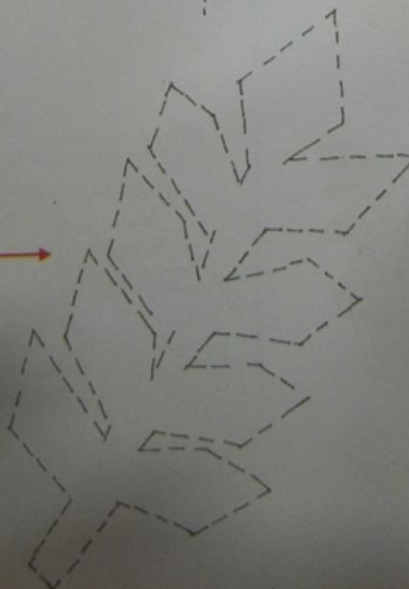




Class: VI

Topic-1: Leaf Study

Medium: Pen & ink

Technique: Strokes

Leaves : The right way to make a difficult subject easy is to divide it in various parts and study it thoroughly.





GREENWOOD PUBLIC SCHOOL
SECTOR-9, GURGAON
Practice Sheet for Art and Craft (Apr- May'16)

(2016-17)

Class: VI

Topic-1: Leaf Study

Medium: Pen & ink

Technique: Strokes

Leaves : Leaves vary from plants to plants. They all have different shapes and forms. Some look circular, some triangular and some square. Some leaves have thick and dark spines while some have light and thin. Draw these leaves within the given outlines.





GREENWOOD PUBLIC SCHOOL
SECTOR-9, GURGAON
Practice Sheet for Art and Craft (Apr- May'16)

(2016-17)

Class: VI

Topic- 2: Fruits

Medium: Pen & ink

Technique: Strokes

Fruits : It is very interesting and easy to draw the objects we see daily. Here you have been given the outlines of these fruits. Draw them with a dark pencil.

The image displays three rows of fruit illustrations. Each row consists of a solid line drawing of a fruit on the left and a dashed outline of the same fruit on the right. An orange arrow points from the solid drawing to the dashed outline. The first row features an apple with a stem and two leaves. The second row features a pineapple with its characteristic crown. The third row features an orange with a stem. The dashed outlines are intended for tracing practice.



GREENWOOD PUBLIC SCHOOL
SECTOR-9, GURGAON
Practice Sheet for Art and Craft (Apr- May'16)

(2016-17)

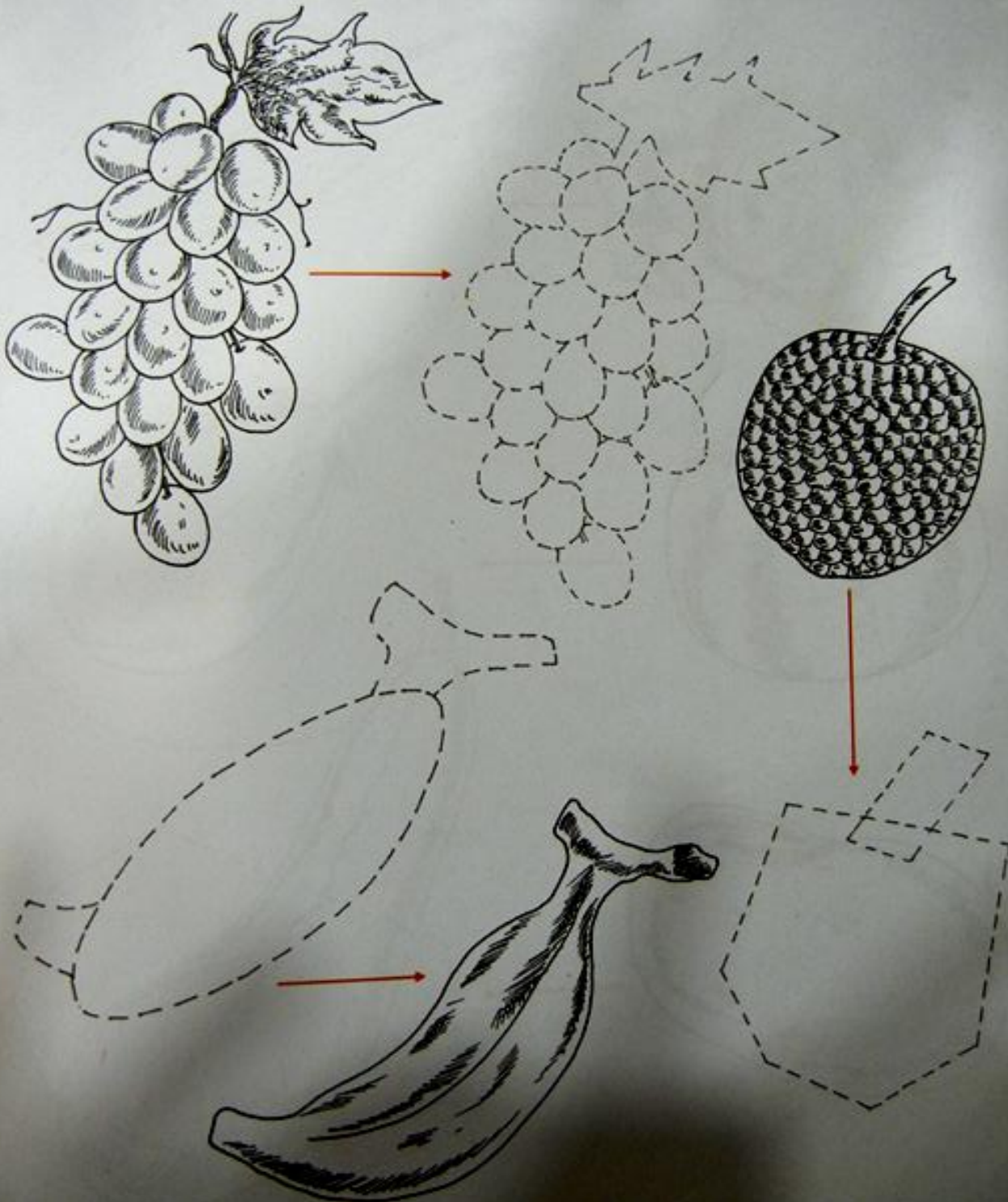
Class: VI

Topic- 2: Fruits

Medium: Pen & ink

Technique: Strokes

Fruits : Observe the shape and form of these objects and draw them. Also shade the objects to give them attractive look.





GREENWOOD PUBLIC SCHOOL
SECTOR-9, GURGAON
Practice Sheet for Art and Craft (Apr- May'16)

(2016-17)

Class: VI

Topic- 5: Flowers

Medium: Water Colors

Technique: Tonal Study





**GREENWOOD PUBLIC SCHOOL
SECTOR-9, GURGAON**

(2016-17)

Practice Sheet for Art and Craft (Apr- May'16)


Class: VI

Topic-5(b) Collage

Medium: News Paper

Technique: Tearing & Pasting

Collage is a technique of an art production, primarily used in the visual arts, where the artwork is made from an assemblage of different forms, thus creating a new whole. A collage may sometimes include newspaper clippings, ribbons, bits of colored or handmade papers, portions of other artwork or texts, photographs and other found objects, glued to a piece of paper or canvas. The origins of collage can be traced back hundreds of years.



When we make a picture on a particular subject by pasting assorted pictures in colour or in black and white in a meaningful we call it a collage.